



**Round 3 - Phillip Island GP Circuit - September 3 & 4**  
**FORMULA SPORT**

Date: **04/09/22**  
Event: **R15**  
Weather: **Cloudy - Temp: 11.7C**  
Track: **Dry - Temp: 16.3C**

**Leg 3**

Started at: **10:39:23**  
Laps: **5**  
Starters: **27**  
Printed at: **10:58**

**PROVISIONAL CLASSIFICATION**

Pos	No	Name	Class	Machine	Laps	Race Time	Behind Leader	Behind Prev	Fastest Lap	On Lap	Top Speed
1	24	Charles HERN / Murray Valley Training Co	PM1	Yamaha R1 1000	5	8:40.497			1:42.855	2	265
2	36	Christopher DUFFY / Bakery On Broadway / Lynch's Garage / BLS Racing / Wycheproof MCC	PM1	Suzuki GSXR 1000	5	8:49.830	9.333	9.333	1:43.815	4	273
3	4A	Michael HICKS	PM1	Suzuki GSXR 1000	5	8:50.447	9.950	.617	1:44.256	5	254
4	268	John PRICE / BRT / Aunty Mal	TBK	Ducati P-gale 1100	5	8:50.514	10.017	.067	1:43.708	5	247
5	95	Matthew RINDEL / StayUpright / The Grinning Dingo / AMX / Woodcraft / Shoei / DeWith M-sport	PM1	Yamaha R1 1000	5	8:53.733	13.236	3.219	1:44.841	4	266
6	8A	Marcus DELANEY / Horizon Motorcycles / Delaney & Co.	PM6	Yamaha R6 600	5	8:58.038	17.541	4.305	1:44.854	4	255
7	52	Mitchell HAWKSLEY / Webb Racing / Launceston Environmental Services / Engine Reco & Parts	PM6	Honda CBR 600	5	8:59.441	18.944	1.403	1:44.500	4	253
8	6	Cori BOURNE / Pedders Suspension Shepparton / NBS Brake Supplies / Shepparton Service	PM1	Suzuki GSXR 1000	5	9:13.147	32.650	13.706	1:47.555	4	263
9	686	Tracey DAVIES / Breheny Brothers Breweries / RBT Suppliers / The Grinning Dingo	TBK	Ducati P-gale 1199	5	9:13.300	32.803	.153	1:48.669	4	244
10	81	Gary TIDD / Waterjet Solutions	TBK	Ducati 1198	5	9:13.519	33.022	.219	1:48.310	5	233
11	3	Shane O'BRIEN	PM6	Yamaha R6 600	5	9:13.589	33.092	.070	1:47.407	4	248
12	80	David BARTELS / Motorcycle City / Castings Tasmania / BVZ Designs	PM6	Honda CBR 600	5	9:15.235	34.738	1.646	1:47.916	5	250
13	616	William DOWNIE / Bakery on Broadway	PM1	Suzuki GSXR 1000	5	9:16.769	36.272	1.534	1:48.657	4	259
14	76	Scott WEBSTER	P67	Honda RC30 749	5	9:25.199	44.702	8.430	1:50.251	4	233
15	74	Jonathan BOSCH / Ever Ready Bricklaying / Just Water Solutions / Moss Industry Florists	P67	Kawasaki ZX6R 600	5	9:27.952	47.455	2.753	1:51.521	4	231
16	48	Robert DAFF / Rotunda Racing	TBK	Ducati 998	5	9:32.976	52.479	5.024	1:51.958	5	239
17	86	Aaron DREW / Grey Import Spares	PM1	Kawasaki ZX10R 1000	5	9:34.282	53.785	1.306	1:51.987	2	248
18	62	Francis DILLON / Bakery on Broadway	PM1		5	9:45.677	1:05.180	11.395	1:53.897	2	244
19	12	Kruiz JENKINS / Jenkins Smash Repairs Racing	PM6	Kawasaki ZX 636	5	9:46.210	1:05.713	.533	1:54.031	5	241
20	46	Jeffrey DIACONO / Melbourne Auto Developments	PM1	Suzuki GSXR 750	5	9:56.658	1:16.161	10.448	1:55.324	5	252
21	42	Dick LODGE / BLS Racing / The Rock Adventure Centre / Road and River Racing	PM1	Yamaha R1 1000	5	10:00.121	1:19.624	3.463	1:57.472	5	233
22	73	Stuart BUGG / Cranes Combined K8 Created	P67	Kawasaki ZX7R 750	5	10:00.471	1:19.974	.350	1:57.118	5	228
23	83	Nathan HILLMAN / Pheonix Car Rentals	TBK	Triumph Dayt. 675	5	10:00.560	1:20.063	.089	1:57.418	2	230
24	37	Paul CONWAY	P67	Yamaha R1 1000	5	10:01.418	1:20.921	.858	1:57.745	4	221
25	87	Brad GORRIE	P67	Honda CBR 600	5	10:02.948	1:22.451	1.530	1:57.547	5	220
26	816	Darren LARK	P67	Honda CBR 893	5	10:36.251	1:55.754	33.303	2:05.126	2	208
DNF	7A	Shane ROBINSON / Sky Links	PM1	Suzuki GSXR 1000	4	7:35.836	38.621		1:50.822	2	262


Fastest Lap was 1:42.855 by Charles HERN

\*\*\* Rider 7A (Shane ROBINSON) - 5 second penalty imposed by Clerk of Course for jumped start \*\*\*

The results are provisional until the end of the time limit for protests and appeals.


*Scott Laing*  
Chief Timekeeper - Scott Laing

*Tony Bolin*  
Clerk of Course - Tony Bolin



**COMPUTIME RACE TIMING SYSTEMS PTY LTD**  
**www.computime.com.au**

E-mail: [scott@computime.com.au](mailto:scott@computime.com.au) / Ph: 0418 17 13 17





**Round 3 - Phillip Island GP Circuit - September 3 & 4**  
**FORMULA SPORT**

**Leg 3**

Started at: 10:39:23  
Laps: 5  
Starters: 27  
Printed at: 10:58

Date: 04/09/22  
Event: R15  
Weather: Cloudy - Temp: 11.7C  
Track: Dry - Temp: 16.3C


**PROVISIONAL LAP TIMES**


No	Name	Lap 1	Lap 2	Lap 3	Lap 4	Lap 5
3	Shane O'BRIEN	1:57.812	1:48.998	1:51.094	<b>1:47.407</b>	1:48.278
4A	Michael HICKS	1:51.349	1:44.850	1:45.209	1:44.783	<b>1:44.256</b>
6	Cori BOURNE	1:58.485	1:48.797	1:49.449	<b>1:47.555</b>	1:48.861
7A	Shane ROBINSON	1:54.841	<b>1:50.822</b>	1:52.005	1:53.168	
8A	Marcus DELANEY	1:54.910	1:47.918	1:45.484	<b>1:44.854</b>	1:44.872
12	Kruiz JENKINS	2:07.684	1:54.610	1:54.430	1:55.455	<b>1:54.031</b>
24	Charles HERN	1:48.282	<b>1:42.855</b>	1:43.200	1:42.878	1:43.282
36	Christopher DUFFY	1:52.797	1:44.387	1:44.971	<b>1:43.815</b>	1:43.860
37	Paul CONWAY	2:08.589	1:58.879	1:58.446	<b>1:57.745</b>	1:57.759
42	Dick LODGE	2:07.276	1:58.495	1:58.278	1:58.600	<b>1:57.472</b>
46	Jeffrey DIACONO	2:11.431	1:57.400	1:57.070	1:55.433	<b>1:55.324</b>
48	Robert DAFF	2:02.401	1:52.992	1:52.982	1:52.643	<b>1:51.958</b>
52	Mitchell HAWKSLEY	1:56.733	1:47.073	1:45.403	<b>1:44.500</b>	1:45.732
62	Francis DILLON	2:07.066	<b>1:53.897</b>	1:55.337	1:55.139	1:54.238
73	Stuart BUGG	2:07.802	1:58.231	1:59.059	1:58.261	<b>1:57.118</b>
74	Jonathan BOSCH	2:00.123	1:51.671	1:51.812	<b>1:51.521</b>	1:52.825
76	Scott WEBSTER	2:00.106	1:51.752	1:50.445	<b>1:50.251</b>	1:52.645
80	David BARTELS	2:00.205	1:49.424	1:49.061	1:48.629	<b>1:47.916</b>
81	Gary TIDD	1:57.233	1:49.518	1:48.313	1:50.145	<b>1:48.310</b>
83	Nathan HILLMAN	2:08.528	<b>1:57.418</b>	1:58.408	1:58.681	1:57.525
86	Aaron DREW	2:01.965	<b>1:51.987</b>	1:53.643	1:53.148	1:53.539
87	Brad GORRIE	2:09.135	1:59.039	1:58.423	1:58.804	<b>1:57.547</b>
95	Matthew RINDEL	1:52.672	1:45.230	1:44.899	<b>1:44.841</b>	1:46.091
268	John PRICE	1:51.658	1:45.124	1:44.997	1:45.027	<b>1:43.708</b>
616	William DOWNIE	1:58.200	1:49.958	1:50.286	<b>1:48.657</b>	1:49.668
686	Tracey DAVIES	1:55.652	1:50.068	1:49.969	<b>1:48.669</b>	1:48.942
816	Darren LARK	2:12.240	<b>2:05.126</b>	2:06.802	2:05.992	2:06.091

\*\*\* Rider 7A (Shane ROBINSON) - 5 second penalty imposed by Clerk of Course for jumped start \*\*\*

The results are provisional until the end of the time limit for protests and appeals.


  
Chief Timekeeper - Scott Laing

  
Clerk of Course - Tony Bolin



**COMPUTIME RACE TIMING SYSTEMS PTY LTD**  
**www.computime.com.au**

E-mail: scott@computime.com.au / Ph: 0418 17 13 17





**Round 3 - Phillip Island GP Circuit - September 3 & 4**  
**FORMULA SPORT**

**Leg 3**

Date: **04/09/22**  
Event: **R15**  
Weather: **Cloudy - Temp: 11.7C**  
Track: **Dry - Temp: 16.3C**


Started at: **10:39:23**  
Laps: **5**  
Starters: **27**  
Printed at: **10:58**

**PROVISIONAL SPLIT TIMES**

Lap	Split 1	Split 2	Split 3	Split 4	Lap Time	Spd	Lap	Split 1	Split 2	Split 3	Split 4	Lap Time	Spd
<b>3 Shane O'BRIEN (11th)</b>							4	27.895	34.120	22.105	31.335	1:55.455	238
1	34.205	32.164	20.895	30.548	1:57.812	198	5	27.362	33.575	22.487	<b>30.607</b>	<b>1:54.031</b>	239
2	26.113	32.025	20.977	29.883	1:48.998	247	<b>24 Charles HERN (1st)</b>						
3	26.908	32.722	20.830	30.634	1:51.094	246	1	30.626	29.851	19.432	28.373	1:48.282	198
4	<b>25.718</b>	31.051	21.069	<b>29.569</b>	<b>1:47.407</b>	248	2	24.892	<b>29.997</b>	<b>19.588</b>	28.378	<b>1:42.855</b>	262
5	26.308	<b>30.947</b>	<b>20.534</b>	30.489	1:48.278	248	3	24.679	30.089	19.980	28.452	1:43.200	263
<b>4A Michael HICKS (3rd)</b>							4	24.675	30.131	19.712	<b>28.360</b>	1:42.878	263
1	30.927	31.250	20.301	28.871	1:51.349	204	5	<b>24.631</b>	30.137	20.134	28.380	1:43.282	265
2	<b>25.207</b>	30.626	20.172	28.845	1:44.850	254	<b>36 Christopher DUFFY (2nd)</b>						
3	25.500	<b>30.530</b>	20.281	28.898	1:45.209	243	1	32.510	31.228	20.220	28.839	1:52.797	197
4	25.282	30.634	20.058	28.809	1:44.783	251	2	<b>24.787</b>	30.404	20.166	29.030	1:44.387	273
5	25.255	30.704	<b>19.923</b>	<b>28.374</b>	<b>1:44.256</b>	251	3	25.476	30.661	20.041	28.793	1:44.971	268
<b>6 Cori BOURNE (8th)</b>							4	25.227	30.359	<b>19.771</b>	<b>28.458</b>	<b>1:43.815</b>	254
1	34.510	32.813	21.150	30.012	1:58.485	212	5	25.266	<b>30.217</b>	19.868	28.509	1:43.860	265
2	25.986	31.777	21.426	29.608	1:48.797	250	<b>37 Paul CONWAY (24th)</b>						
3	26.203	32.765	20.866	29.615	1:49.449	263	1	36.996	35.339	23.566	32.688	2:08.589	176
4	<b>25.706</b>	<b>31.417</b>	<b>20.845</b>	<b>29.587</b>	<b>1:47.555</b>	255	2	29.251	34.616	22.976	32.036	1:58.879	207
5	25.987	31.691	21.123	30.060	1:48.861	261	3	28.694	34.737	23.299	31.716	1:58.446	221
<b>7A Shane ROBINSON (DNF)</b>							4	28.713	<b>34.329</b>	<b>22.882</b>	31.821	<b>1:57.745</b>	205
1	32.994	31.703	20.326	29.818	1:54.841	199	5	<b>28.536</b>	34.514	23.135	<b>31.574</b>	1:57.759	215
2	<b>26.504</b>	<b>32.099</b>	21.860	<b>30.359</b>	<b>1:50.822</b>	262	<b>42 Dick LODGE (21th)</b>						
3	27.041	33.216	<b>21.131</b>	30.617	1:52.005	221	1	36.381	34.831	22.791	33.273	2:07.276	188
4	26.705	33.235	21.375	31.853	1:53.168	251	2	<b>28.459</b>	<b>34.040</b>	23.018	32.978	1:58.495	233
<b>8A Marcus DELANEY (6th)</b>							3	29.067	34.313	22.728	32.170	1:58.278	220
1	32.584	32.237	20.626	29.463	1:54.910	201	4	29.234	34.203	23.094	32.069	1:58.600	230
2	26.529	31.976	20.594	28.819	1:47.918	252	5	28.792	34.380	<b>22.297</b>	<b>32.003</b>	<b>1:57.472</b>	228
3	25.687	30.618	20.490	28.689	1:45.484	254	<b>46 Jeffrey DIACONO (20th)</b>						
4	25.561	<b>30.395</b>	20.224	28.674	<b>1:44.854</b>	254	1	38.499	37.024	23.367	32.541	2:11.431	181
5	<b>25.542</b>	30.578	<b>20.221</b>	<b>28.531</b>	1:44.872	255	2	27.915	34.843	22.343	32.299	1:57.400	248
<b>12 Kruiz JENKINS (19th)</b>							3	28.001	35.020	22.416	31.633	1:57.070	250
1	38.111	34.633	23.018	31.922	2:07.684	177	4	28.071	<b>33.887</b>	22.166	<b>31.309</b>	1:55.433	252
2	27.969	<b>33.331</b>	<b>22.098</b>	31.212	1:54.610	238	5	<b>27.450</b>	34.151	<b>22.084</b>	31.639	<b>1:55.324</b>	249
3	<b>27.347</b>	34.236	22.194	30.653	1:54.430	241							


*Scott Laing*  
Chief Timekeeper - Scott Laing

*Tony Bolin*  
Clerk of Course - Tony Bolin



**COMPUTIME RACE TIMING SYSTEMS PTY LTD**  
**www.computime.com.au**

E-mail: [scott@computime.com.au](mailto:scott@computime.com.au) / Ph: 0418 17 13 17







**Round 3 - Phillip Island GP Circuit - September 3 & 4**  
**FORMULA SPORT**

**Leg 3**

Date: 04/09/22  
Event: R15  
Weather: Cloudy - Temp: 11.7C  
Track: Dry - Temp: 16.3C

Started at: 10:39:23  
Laps: 5  
Starters: 27  
Printed at: 10:58

**PROVISIONAL SPLIT TIMES**

Lap	Split 1	Split 2	Split 3	Split 4	Lap Time	Spd	Lap	Split 1	Split 2	Split 3	Split 4	Lap Time	Spd
<b>48 Robert DAFF (16th)</b>							3	<u>26.507</u>	32.741	<u>20.923</u>	30.274	1:50.445	233
1	36.517	33.493	21.560	30.831	2:02.401	175	4	26.700	<u>32.208</u>	21.091	<u>30.252</u>	<u>1:50.251</u>	226
2	26.982	33.049	21.741	31.220	1:52.992	232	5	27.175	32.876	21.325	31.269	1:52.645	232
3	27.398	33.025	21.600	30.959	1:52.982	232	<b>80 David BARTELS (12th)</b>						
4	<u>26.782</u>	<u>32.879</u>	21.592	31.390	1:52.643	239	1	34.730	33.346	21.764	30.365	2:00.205	192
5	27.081	33.166	<u>21.207</u>	<u>30.504</u>	<u>1:51.958</u>	232	2	26.323	31.632	21.069	30.400	1:49.424	245
<b>52 Mitchell HAWKSLEY (7th)</b>							3	<u>26.170</u>	31.506	20.936	30.449	1:49.061	245
1	33.759	32.190	20.720	30.064	1:56.733	186	4	26.230	31.565	21.196	<u>29.638</u>	1:48.629	244
2	25.902	31.153	20.589	29.429	1:47.073	250	5	26.389	<u>31.133</u>	<u>20.713</u>	29.681	<u>1:47.916</u>	250
3	25.205	30.504	20.551	29.143	1:45.403	251	<b>81 Gary TIDD (10th)</b>						
4	25.372	<u>30.185</u>	<u>20.068</u>	<u>28.875</u>	<u>1:44.500</u>	248	1	33.332	32.858	21.055	29.988	1:57.233	192
5	<u>25.168</u>	31.404	20.268	28.892	1:45.732	253	2	26.430	32.158	21.117	29.813	1:49.518	225
<b>62 Francis DILLON (18th)</b>							3	26.209	32.106	<u>20.683</u>	29.315	1:48.313	230
1	36.824	34.560	22.721	32.961	2:07.066	178	4	26.205	33.045	21.970	<u>28.925</u>	1:50.145	233
2	<u>27.805</u>	<u>32.811</u>	<u>22.028</u>	31.253	<u>1:53.897</u>	235	5	<u>26.186</u>	<u>31.797</u>	20.792	29.535	<u>1:48.310</u>	230
3	28.144	32.989	22.312	31.892	1:55.337	230	<b>83 Nathan HILLMAN (23th)</b>						
4	28.247	32.961	22.713	31.218	1:55.139	236	1	37.846	36.033	22.567	32.082	2:08.528	179
5	28.495	33.244	22.158	<u>30.341</u>	1:54.238	244	2	29.042	<u>34.051</u>	22.602	31.723	<u>1:57.418</u>	220
<b>73 Stuart BUGG (22th)</b>							3	29.826	34.086	<u>22.445</u>	32.051	1:58.408	205
1	36.553	35.190	23.425	32.634	2:07.802	178	4	29.285	34.547	22.713	32.136	1:58.681	224
2	28.960	<u>33.501</u>	23.139	32.631	1:58.231	212	5	<u>28.641</u>	34.897	22.821	<u>31.166</u>	1:57.525	230
3	29.955	34.261	23.056	31.787	1:59.059	209	<b>86 Aaron DREW (17th)</b>						
4	29.017	34.215	22.922	32.107	1:58.261	228	1	35.515	33.811	21.652	30.987	2:01.965	193
5	<u>28.597</u>	33.970	<u>22.917</u>	<u>31.634</u>	<u>1:57.118</u>	220	2	<u>26.520</u>	<u>32.859</u>	<u>21.164</u>	31.444	<u>1:51.987</u>	248
<b>74 Jonathan BOSCH (15th)</b>							3	26.902	33.365	21.848	31.528	1:53.643	238
1	34.482	33.501	21.169	30.971	2:00.123	191	4	26.796	33.242	21.693	31.417	1:53.148	238
2	26.745	33.060	<u>21.167</u>	<u>30.699</u>	1:51.671	228	5	27.049	33.518	21.610	<u>31.362</u>	1:53.539	230
3	26.420	33.371	21.187	30.834	1:51.812	231	<b>87 Brad GORRIE (25th)</b>						
4	<u>26.391</u>	<u>32.870</u>	21.193	31.067	<u>1:51.521</u>	228	1	38.013	36.039	22.955	32.128	2:09.135	177
5	27.155	33.349	21.300	31.021	1:52.825	227	2	28.727	34.895	23.362	32.055	1:59.039	214
<b>76 Scott WEBSTER (14th)</b>							3	28.780	35.083	22.904	<u>31.656</u>	1:58.423	219
1	34.962	33.592	21.050	30.502	2:00.106	197	4	28.837	34.909	<u>22.452</u>	32.606	1:58.804	216
2	27.213	32.727	21.319	30.493	1:51.752	230	5	<u>28.197</u>	<u>34.695</u>	22.557	32.098	<u>1:57.547</u>	220


*Scott Laing*  
Chief Timekeeper - Scott Laing

*Tony Bolin*  
Clerk of Course - Tony Bolin



**COMPUTIME RACE TIMING SYSTEMS PTY LTD**  
**www.computime.com.au**

E-mail: scott@computime.com.au / Ph: 0418 17 13 17





**Round 3 - Phillip Island GP Circuit - September 3 & 4**  
**FORMULA SPORT**

**Leg 3**

Date: 04/09/22  
 Event: R15  
 Weather: Cloudy - Temp: 11.7C  
 Track: Dry - Temp: 16.3C

Started at: 10:39:23  
 Laps: 5  
 Starters: 27  
 Printed at: 10:58

**PROVISIONAL SPLIT TIMES**

Lap	Split 1	Split 2	Split 3	Split 4	Lap Time	Spd	Lap	Split 1	Split 2	Split 3	Split 4	Lap Time	Spd
<b>95 Matthew RINDEL (5th)</b>							5	26.485	32.111	20.956	30.116	1:49.668	259
1	31.863	31.662	20.252	28.895	1:52.672	203							
2	25.384	<u>30.537</u>	20.375	28.934	1:45.230	260	<b>686 Tracey DAVIES (9th)</b>						
3	24.948	30.662	20.372	28.917	1:44.899	264	1	33.202	32.222	20.737	29.491	1:55.652	200
4	25.108	30.540	<u>20.364</u>	<u>28.829</u>	<u>1:44.841</u>	264	2	26.550	32.087	21.290	30.141	1:50.068	234
5	<u>24.942</u>	31.359	20.481	29.309	1:46.091	266	3	27.143	32.406	21.234	<u>29.186</u>	1:49.969	214
							4	<u>26.038</u>	31.755	<u>20.968</u>	29.908	<u>1:48.669</u>	244
<b>268 John PRICE (4th)</b>							5	26.103	<u>31.635</u>	21.312	29.892	1:48.942	235
1	31.906	30.896	19.973	28.883	1:51.658	209							
2	25.488	<u>30.546</u>	20.247	28.843	1:45.124	247	<b>816 Darren LARK (26th)</b>						
3	25.554	30.752	20.015	28.676	1:44.997	236	1	38.760	36.187	24.044	33.249	2:12.240	178
4	25.344	30.860	20.049	28.774	1:45.027	239	2	<u>30.207</u>	36.761	24.389	<u>33.769</u>	<u>2:05.126</u>	202
5	<u>24.966</u>	30.581	<u>19.958</u>	<u>28.203</u>	<u>1:43.708</u>	242	3	31.242	37.067	24.595	33.898	2:06.802	208
							4	31.155	<u>36.367</u>	<u>24.344</u>	34.126	2:05.992	208
<b>616 William DOWNIE (13th)</b>							5	31.062	36.637	24.476	33.916	2:06.091	206
1	34.105	32.853	20.828	30.414	1:58.200	195							
2	26.717	32.058	20.976	30.207	1:49.958	258							
3	26.473	32.264	21.135	30.414	1:50.286	258							
4	<u>26.213</u>	<u>31.752</u>	<u>20.702</u>	<u>29.990</u>	<u>1:48.657</u>	255							

\*\*\* Rider 7A (Shane ROBINSON) - 5 second penalty imposed by Clerk of Course for jumped start \*\*\*

The results are provisional until the end of the time limit for protests and appeals.


*Scott Laing*  
 Chief Timekeeper - Scott Laing

*Tony Bolin*  
 Clerk of Course - Tony Bolin



**COMPUTIME RACE TIMING SYSTEMS PTY LTD**  
**www.computime.com.au**

E-mail: scott@computime.com.au / Ph: 0418 17 13 17





**Round 3 - Phillip Island GP Circuit - September 3 & 4**  
**FORMULA SPORT**

**Leg 3**

Date: 04/09/22  
 Event: R15  
 Weather: Cloudy - Temp: 11.7C  
 Track: Dry - Temp: 16.3C

Started at: 10:39:23  
 Laps: 5  
 Starters: 27  
 Printed at: 10:58

**PROVISIONAL FASTEST LAPS SEQUENCE**


Lap	Race Pos	No	Name	Machine	Fastest Lap	On Lap
1	1	24	Charles HERN	Yamaha R1 1000	1:48.282	1
2	1	24	Charles HERN	Yamaha R1 1000	1:42.855	2

\*\*\* Rider 7A (Shane ROBINSON) - 5 second penalty imposed by Clerk of Course for jumped start \*\*\*

The results are provisional until the end of the time limit for protests and appeals.


*Scott Laing*  
 Chief Timekeeper - Scott Laing

*Tony Bolin*  
 Clerk of Course - Tony Bolin



**COMPUTIME RACE TIMING SYSTEMS PTY LTD**  
**www.computime.com.au**

E-mail: scott@computime.com.au / Ph: 0418 17 13 17





**Round 3 - Phillip Island GP Circuit - September 3 & 4**  
**FORMULA SPORT**

**Leg 3**

Started at: 10:39:23

Laps: 5

Starters: 27

Printed at: 10:58

Date: 04/09/22

Event: R15

Weather: Cloudy - Temp: 11.7C

Track: Dry - Temp: 16.3C

**PROVISIONAL LAP SHEET**


No	Lap Time	Gap	No	Lap Time	Gap	No	Lap Time	Gap	No	Lap Time	Gap	No	Lap Time	Gap
<b>Lap 1</b>			24	1:42.855		268	1:44.997	7.442	95	1:44.841	10.427	52	1:45.732	18.944
24	1:48.282		4A	1:44.850	5.062	36	1:44.971	7.818	8A	1:44.854	15.951	6	1:48.861	32.650
4A	1:51.349	3.067	268	1:45.124	5.645	95	1:44.899	8.464	52	1:44.500	16.494	686	1:48.942	32.803
268	1:51.658	3.376	36	1:44.387	6.047	8A	1:45.484	13.975	6	1:47.555	27.071	81	1:48.310	33.022
95	1:52.672	4.390	95	1:45.230	6.765	52	1:45.403	14.872	686	1:48.669	27.143	3	1:48.278	33.092
36	1:52.797	4.515	8A	1:47.918	11.691	81	1:48.313	20.727	81	1:50.145	27.994	80	1:47.916	34.738
7A	1:54.841	6.559	52	1:47.073	12.669	686	1:49.969	21.352	3	1:47.407	28.096	616	1:49.668	36.272
8A	1:54.910	6.628	7A	1:50.822	14.526	6	1:49.449	22.394	616	1:48.657	29.886	76	1:52.645	44.702
686	1:55.652	7.370	686	1:50.068	14.583	7A	1:52.005	23.331	80	1:48.629	30.104	74	1:52.825	47.455
52	1:56.733	8.451	81	1:49.518	15.614	3	1:51.094	23.567	7A	1:53.168	33.621	48	1:51.958	52.479
81	1:57.233	8.951	3	1:48.998	15.673	616	1:50.286	24.107	76	1:50.251	35.339	86	1:53.539	53.785
3	1:57.812	9.530	6	1:48.797	16.145	80	1:49.061	24.353	74	1:51.521	37.912	62	1:54.238	1:05.18
616	1:58.200	9.918	616	1:49.958	17.021	76	1:50.445	27.966	86	1:53.148	43.528	12	1:54.031	1:05.71
6	1:58.485	10.203	80	1:49.424	18.492	74	1:51.812	29.269	48	1:52.643	43.803	46	1:55.324	1:16.16
76	2:00.106	11.824	74	1:51.671	20.657	86	1:53.643	33.258	62	1:55.139	54.224	42	1:57.472	1:19.62
74	2:00.123	11.841	76	1:51.752	20.721	48	1:52.982	34.038	12	1:55.455	54.964	73	1:57.118	1:19.97
80	2:00.205	11.923	86	1:51.987	22.815	62	1:55.337	41.963	46	1:55.433	1:04.11	83	1:57.525	1:20.06
86	2:01.965	13.683	48	1:52.992	24.256	12	1:54.430	42.387	42	1:58.600	1:05.43	37	1:57.759	1:20.92
48	2:02.401	14.119	62	1:53.897	29.826	42	1:58.278	49.712	83	1:58.681	1:05.82	87	1:57.547	1:22.45
62	2:07.066	18.784	12	1:54.610	31.157	83	1:58.408	50.017	73	1:58.261	1:06.13	816	2:06.091	1:55.75
42	2:07.276	18.994	42	1:58.495	34.634	73	1:59.059	50.755	37	1:57.745	1:06.44			
12	2:07.684	19.402	83	1:57.418	34.809	46	1:57.070	51.564	87	1:58.804	1:08.18			
73	2:07.802	19.520	73	1:58.231	34.896	37	1:58.446	51.577	816	2:05.992	1:32.94			
83	2:08.528	20.246	37	1:58.879	36.331	87	1:58.423	52.260						
37	2:08.589	20.307	87	1:59.039	37.037	816	2:06.802	1:09.83						
87	2:09.135	20.853	46	1:57.400	37.694									
46	2:11.431	23.149	816	2:05.126	46.229									
816	2:12.240	23.958												
<b>Lap 2</b>			<b>Lap 3</b>			<b>Lap 4</b>			<b>Lap 5</b>					
			24	1:43.200		24	1:42.878		24	1:43.282				
			4A	1:45.209	7.071	36	1:43.815	8.755	36	1:43.860	9.333			
						4A	1:44.783	8.976	4A	1:44.256	9.950			
						268	1:45.027	9.591	268	1:43.708	10.017			
									95	1:46.091	13.236			
									8A	1:44.872	17.541			

\*\*\* Rider 7A (Shane ROBINSON) - 5 second penalty imposed by Clerk of Course for jumped start \*\*\*

The results are provisional until the end of the time limit for protests and appeals.


*Scott Laing*  
Chief Timekeeper - Scott Laing

*Tony Bolin*  
Clerk of Course - Tony Bolin



**COMPUTIME RACE TIMING SYSTEMS PTY LTD**  
**www.computime.com.au**

E-mail: scott@computime.com.au / Ph: 0418 17 13 17







**Round 3 - Phillip Island GP Circuit - September 3 & 4**  
**FORMULA SPORT**

**Leg 3**

Date: 04/09/22  
 Event: R15  
 Weather: Cloudy - Temp: 11.7C  
 Track: Dry - Temp: 16.3C

Started at: 10:39:23  
 Laps: 5  
 Starters: 27  
 Printed at: 10:58

**PROVISIONAL LAP CHART**


Name	Grid	1	2	3	4	5	Name
C. HERN	24	24	24	24	24	24	C. HERN
J. PRICE	268	4A	4A	4A	36	36	C. DUFFY
C. DUFFY	36	268	268	268	4A	4A	M. HICKS
M. HICKS	4A	95	36	36	268	268	J. PRICE
M. RINDEL	95	36	95	95	95	95	M. RINDEL
M. HAWKSLEY	52	7A	8A	8A	8A	8A	M. DELANEY
S. ROBINSON	7A	8A	52	52	52	52	M. HAWKSLEY
M. DELANEY	8A	686	7A	81	6	6	C. BOURNE
G. TIDD	81	52	686	686	686	686	T. DAVIES
T. DAVIES	686	81	81	6	81	81	G. TIDD
S. O'BRIEN	3	3	3	7A	3	3	S. O'BRIEN
D. BARTELS	80	616	6	3	616	80	D. BARTELS
W. DOWNIE	616	6	616	616	80	616	W. DOWNIE
A. DREW	86	76	80	80	7A	76	S. WEBSTER
J. BOSCH	74	74	74	76	76	74	J. BOSCH
S. WEBSTER	76	80	76	74	74	48	R. DAFF
R. DAFF	48	86	86	86	86	86	A. DREW
F. DILLON	62	48	48	48	48	62	F. DILLON
S. BUGG	73	62	62	62	62	12	K. JENKINS
J. DIACONO	46	42	12	12	12	46	J. DIACONO
D. LODGE	42	12	42	42	46	42	D. LODGE
P. CONWAY	37	73	83	83	42	73	S. BUGG
K. JENKINS	12	83	73	73	83	83	N. HILLMAN
B. GORRIE	87	37	37	46	73	37	P. CONWAY
N. HILLMAN	83	87	87	37	37	87	B. GORRIE
D. LARK	816	46	46	87	87	816	D. LARK
D. LARK		816	816	816	816		

\*\*\* Rider 7A (Shane ROBINSON) - 5 second penalty imposed by Clerk of Course for jumped start \*\*\*

The results are provisional until the end of the time limit for protests and appeals.


*Scott Laing*  
 Chief Timekeeper - Scott Laing

*Tony Bolin*  
 Clerk of Course - Tony Bolin



**COMPUTIME RACE TIMING SYSTEMS PTY LTD**  
**www.computime.com.au**

E-mail: scott@computime.com.au / Ph: 0418 17 13 17







**Round 3 - Phillip Island GP Circuit - September 3 & 4**  
**FORMULA SPORT**

**Leg 3**

Date: **04/09/22**  
Event: **R15**  
Weather: **Cloudy - Temp: 11.7C**  
Track: **Dry - Temp: 16.3C**

Started at: **10:39:23**  
Laps: **5**  
Starters: **27**  
Printed at: **10:58**

**PROVISIONAL BEST PARTIAL TIMES**


Pos	Split 1		Split 2		Split 3		Split 4		LAP		Ideal	Fastest
	Name	Time	Name	Time	Name	Time	Name	Time	Name	Time		
1	C. HERN	24.631	C. HERN	29.851	C. HERN	19.432	J. PRICE	28.203	C. HERN	1:42.274	1:42.855	
2	C. DUFFY	24.787	M. HAWKSLE	30.185	C. DUFFY	19.771	C. HERN	28.360	C. DUFFY	1:43.233	1:43.815	
3	M. RINDEL	24.942	C. DUFFY	30.217	M. HICKS	19.923	M. HICKS	28.374	J. PRICE	1:43.673	1:43.708	
4	J. PRICE	24.966	M. DELANEY	30.395	J. PRICE	19.958	C. DUFFY	28.458	M. HICKS	1:44.034	1:44.256	
5	M. HAWKSLE	25.168	M. HICKS	30.530	M. HAWKSLE	20.068	M. DELANEY	28.531	M. HAWKSLE	1:44.296	1:44.500	
6	M. HICKS	25.207	M. RINDEL	30.537	M. DELANEY	20.221	M. RINDEL	28.829	M. RINDEL	1:44.560	1:44.841	
7	M. DELANEY	25.542	J. PRICE	30.546	M. RINDEL	20.252	M. HAWKSLE	28.875	M. DELANEY	1:44.689	1:44.854	
8	C. BOURNE	25.706	S. O'BRIEN	30.947	S. ROBINSON	20.326	G. TIDD	28.925	S. O'BRIEN	1:46.768	1:47.407	
9	S. O'BRIEN	25.718	D. BARTELS	31.133	S. O'BRIEN	20.534	T. DAVIES	29.186	C. BOURNE	1:47.555	1:47.555	
10	T. DAVIES	26.038	C. BOURNE	31.417	G. TIDD	20.683	S. O'BRIEN	29.569	G. TIDD	1:47.591	1:48.310	
11	D. BARTELS	26.170	T. DAVIES	31.635	W. DOWNIE	20.702	C. BOURNE	29.587	T. DAVIES	1:47.596	1:48.669	
12	G. TIDD	26.186	S. ROBINSON	31.703	D. BARTELS	20.713	D. BARTELS	29.638	D. BARTELS	1:47.654	1:47.916	
13	W. DOWNIE	26.213	W. DOWNIE	31.752	T. DAVIES	20.737	S. ROBINSON	29.818	S. ROBINSON	1:48.351	1:50.822	
14	J. BOSCH	26.391	G. TIDD	31.797	C. BOURNE	20.845	W. DOWNIE	29.990	W. DOWNIE	1:48.657	1:48.657	
15	S. ROBINSON	26.504	S. WEBSTER	32.208	S. WEBSTER	20.923	S. WEBSTER	30.252	S. WEBSTER	1:49.890	1:50.251	
16	S. WEBSTER	26.507	F. DILLON	32.811	A. DREW	21.164	F. DILLON	30.341	J. BOSCH	1:51.127	1:51.521	
17	A. DREW	26.520	A. DREW	32.859	J. BOSCH	21.167	R. DAFF	30.504	R. DAFF	1:51.372	1:51.958	
18	R. DAFF	26.782	J. BOSCH	32.870	R. DAFF	21.207	K. JENKINS	30.607	A. DREW	1:51.530	1:51.987	
19	K. JENKINS	27.347	R. DAFF	32.879	F. DILLON	22.028	J. BOSCH	30.699	F. DILLON	1:52.985	1:53.897	
20	J. DIACONO	27.450	K. JENKINS	33.331	J. DIACONO	22.084	A. DREW	30.987	K. JENKINS	1:53.383	1:54.031	
21	F. DILLON	27.805	S. BUGG	33.501	K. JENKINS	22.098	N. HILLMAN	31.166	J. DIACONO	1:54.730	1:55.324	
22	B. GORRIE	28.197	J. DIACONO	33.887	D. LODGE	22.297	J. DIACONO	31.309	N. HILLMAN	1:56.303	1:57.418	
23	D. LODGE	28.459	D. LODGE	34.040	N. HILLMAN	22.445	P. CONWAY	31.574	S. BUGG	1:56.649	1:57.118	
24	P. CONWAY	28.536	N. HILLMAN	34.051	B. GORRIE	22.452	S. BUGG	31.634	D. LODGE	1:56.799	1:57.472	
25	S. BUGG	28.597	P. CONWAY	34.329	P. CONWAY	22.882	B. GORRIE	31.656	B. GORRIE	1:57.000	1:57.547	
26	N. HILLMAN	28.641	B. GORRIE	34.695	S. BUGG	22.917	D. LODGE	32.003	P. CONWAY	1:57.321	1:57.745	
27	D. LARK	30.207	D. LARK	36.187	D. LARK	24.044	D. LARK	33.249	D. LARK	2:03.687	2:05.126	

\*\*\* Rider 7A (Shane ROBINSON) - 5 second penalty imposed by Clerk of Course for jumped start \*\*\*

The results are provisional until the end of the time limit for protests and appeals.


*Scott Laing*  
Chief Timekeeper - Scott Laing

*Tony Bolin*  
Clerk of Course - Tony Bolin



**COMPUTIME RACE TIMING SYSTEMS PTY LTD**  
**www.computime.com.au**

E-mail: [scott@computime.com.au](mailto:scott@computime.com.au) / Ph: 0418 17 13 17





# Round 3 - Phillip Island GP Circuit - September 3 & 4

## FORMULA SPORT

### LEG 4 (Event 25)

Date: 04/09/22  
Event: R15  
Weather: Cloudy - Temp: 11.7C  
Track: Dry - Temp: 16.3C

Started at: 10:39:23  
Laps: 5  
Starters: 27  
Printed at: 10:58


## PROVISIONAL GRID SHEET



1	24 C. HERN 8:40.497	2 36 C. DUFFY 8:49.830	3 4A M. HICKS 8:50.447
2	268 J. PRICE 8:50.514	5 95 M. RINDEL 8:53.733	6 8A M. DELANEY 8:58.038
3	52 M. HAWKSLEY 8:59.441	8 6 C. BOURNE 9:13.147	9 686 T. DAVIES 9:13.300
4	81 G. TIDD 9:13.519	11 3 S. O'BRIEN 9:13.589	12 80 D. BARTELS 9:15.235
5	616 W. DOWNIE 9:16.769	14 76 S. WEBSTER 9:25.199	15 74 J. BOSCH 9:27.952
6	48 R. DAFF 9:32.976	17 86 A. DREW 9:34.282	18 62 F. DILLON 9:45.677
7	12 K. JENKINS 9:46.210	20 46 J. DIACONO 9:56.658	21 42 D. LODGE 10:00.121
8	73 S. BUGG 10:00.471	23 83 N. HILLMAN 10:00.560	24 37 P. CONWAY 10:01.418
9	87 B. GORRIE 10:02.948	26 816 D. LARK 10:36.251	27 7A S. ROBINSON 7:35.836


*Scott Laing*  
Chief Timekeeper - Scott Laing

*Tony Bolin*  
Clerk of Course - Tony Bolin



COMPUTIME RACE TIMING SYSTEMS PTY LTD  
[www.computime.com.au](http://www.computime.com.au)

E-mail: [scott@computime.com.au](mailto:scott@computime.com.au) / Ph: 0418 17 13 17





# Round 3 - Phillip Island GP Circuit - September 3 & 4

## FORMULA SPORT

### LEG 4 (Event 25)

Date: 04/09/22  
Event: R15  
Weather: Cloudy - Temp: 11.7C  
Track: Dry - Temp: 16.3C

Started at: 10:39:23  
Laps: 5  
Starters: 27  
Printed at: 10:58


## PROVISIONAL GRID SHEET

7A	27 S. ROBINSON 7:35.836	816	26 D. LARK 10:36.251	87	25 B. GORRIE 10:02.948	9
37	24 P. CONWAY 10:01.418	83	23 N. HILLMAN 10:00.560	73	22 S. BUGG 10:00.471	8
42	21 D. LODGE 10:00.121	46	20 J. DIACONO 9:56.658	12	19 K. JENKINS 9:46.210	7
62	18 F. DILLON 9:45.677	86	17 A. DREW 9:34.282	48	16 R. DAFF 9:32.976	6
74	15 J. BOSCH 9:27.952	76	14 S. WEBSTER 9:25.199	616	13 W. DOWNIE 9:16.769	5
80	12 D. BARTELS 9:15.235	3	11 S. O'BRIEN 9:13.589	81	10 G. TIDD 9:13.519	4
686	9 T. DAVIES 9:13.300	6	8 C. BOURNE 9:13.147	52	7 M. HAWKSLEY 8:59.441	3
8A	6 M. DELANEY 8:58.038	95	5 M. RINDEL 8:53.733	268	4 J. PRICE 8:50.514	2
4A	3 M. HICKS 8:50.447	36	2 C. DUFFY 8:49.830	24	1 C. HERN 8:40.497	1




*Scott Laing*  
Chief Timekeeper - Scott Laing

*Tony Bolin*  
Clerk of Course - Tony Bolin



COMPUTIME RACE TIMING SYSTEMS PTY LTD  
[www.computime.com.au](http://www.computime.com.au)

E-mail: [scott@computime.com.au](mailto:scott@computime.com.au) / Ph: 0418 17 13 17





## Round 3 - Phillip Island GP Circuit - September 3 & 4

### FORMULA SPORT

### PROVISIONAL PROGRESSIVE ROUND POINTS

#### PERIOD 6 & 7

Pos	No	Name	Rnd 3 Race 1	Rnd 3 Race 2	Rnd 3 Race 3	Total
1	74	Jonathan BOSCH	25	25	20	70
2	73	Stuart BUGG	20	18	18	56
3	87	Brad GORRIE	18	16	16	50
4	816	Darren LARK	17	15	15	47
5	76	Scott WEBSTER		20	25	45
6	37	Paul CONWAY		17	17	34

#### PRE-MODERN 1000cc

Pos	No	Name	Rnd 3 Race 1	Rnd 3 Race 2	Rnd 3 Race 3	Total
1	24	Charles HERN	25	25	25	75
2	36	Christopher DUFFY	20	20	20	60
3	4A	Michael HICKS	18	18	18	54
4	95	Matthew RINDEL	16	17	17	50
5	86	Aaron DREW	14	14	14	42
6	62	Francis DILLON	12	13	13	38
7	46	Jeffrey DIACONO	11	12	12	35
8	42	Dick LODGE	10	11	11	32
9	6	Cori BOURNE	15		16	31
10	616	William DOWNIE		15	15	30
11	7A	Shane ROBINSON	13	16		29
12	65	Nathan MCKENZIE	17			17

#### PRE-MODERN 600cc


Pos	No	Name	Rnd 3 Race 1	Rnd 3 Race 2	Rnd 3 Race 3	Total
1	8A	Marcus DELANEY	25	20	25	70
2	52	Mitchell HAWKSLEY	18	25	20	63
3	80	David BARTELS	20	17	17	54
4	3	Shane O'BRIEN		18	18	36
5	12	Kruiz JENKINS		16	16	32

#### THUNDERBIKE

Pos	No	Name	Rnd 3 Race 1	Rnd 3 Race 2	Rnd 3 Race 3	Total
-----	----	------	-----------------	-----------------	-----------------	-------


*Scott Laing*  
Chief Timekeeper - Scott Laing

*Tony Bolin*  
Clerk of Course - Tony Bolin



**COMPUTIME RACE TIMING SYSTEMS PTY LTD**  
**www.computime.com.au**

E-mail: [scott@computime.com.au](mailto:scott@computime.com.au) / Ph: 0418 17 13 17








**Round 3 - Phillip Island GP Circuit - September 3 & 4**  
**FORMULA SPORT**  
**PROVISIONAL PROGRESSIVE ROUND POINTS**

**THUNDERBIKE**

Pos	No	Name	Rnd 3 Race 1	Rnd 3 Race 2	Rnd 3 Race 3	Total
1	268	John PRICE	25	25	25	75
2	81	Gary TIDD	20	20	18	58
3	48	Robert DAFF	18	17	17	52
4	686	Tracey DAVIES		18	20	38
5	83	Nathan HILLMAN		16	16	32


*Scott Laing*  
 Chief Timekeeper - Scott Laing

*Tony Bolin*  
 Clerk of Course - Tony Bolin



**COMPUTIME RACE TIMING SYSTEMS PTY LTD**  
**www.computime.com.au**

E-mail: [scott@computime.com.au](mailto:scott@computime.com.au) / Ph: 0418 17 13 17





## Round 3 - Phillip Island GP Circuit - September 3 & 4

### FORMULA SPORT

### PROVISIONAL PROGRESSIVE SERIES POINTS

#### PERIOD 6 & 7

Pos	No	Name	Rnd 1 B/ford	Rnd 2 Wint	Rnd 3 Race 1	Rnd 3 Race 2	Rnd 3 Race 3	Total
1	74	Jonathan BOSCH	90	100	25	25	20	260
2	37	Paul CONWAY	61	70		17	17	165
3	73	Stuart BUGG	83		20	18	18	139
4		Douglas HALL		76				76
5	87	Brad GORRIE			18	16	16	50
6	816	Darren LARK			17	15	15	47
7	76	Scott WEBSTER				20	25	45
8		Brendan SCHMIDT		40				40

#### PRE-MODERN 1000cc


Pos	No	Name	Rnd 1 B/ford	Rnd 2 Wint	Rnd 3 Race 1	Rnd 3 Race 2	Rnd 3 Race 3	Total
1	95	Matthew RINDEL	90	85	16	17	17	225
2	6	Cori BOURNE	68	76	15		16	175
3	46	Jeffrey DIACONO	63	67	11	12	12	165
4	42	Dick LODGE	64	54	10	11	11	150
5	4A	Michael HICKS		88	18	18	18	142
6		Philip BUCKMAN	68	34				102
7	86	Aaron DREW		57	14	14	14	99
8	616	William DOWNIE		64		15	15	94
9		Andrew HANNAN	76					76
10	24	Charles HERN			25	25	25	75
11	36	Christopher DUFFY			20	20	20	60
12	62	Francis DILLON			12	13	13	38
13	7A	Shane ROBINSON			13	16		29
14	65	Nathan MCKENZIE			17			17
15		Kruiz JENKINS		13				13

#### PRE-MODERN 600cc

Pos	No	Name	Rnd 1 B/ford	Rnd 2 Wint	Rnd 3 Race 1	Rnd 3 Race 2	Rnd 3 Race 3	Total
1	52	Mitchell HAWKSLEY	100	90	18	25	20	253
2	8A	Marcus DELANEY	56		25	20	25	126
3	3	Shane O'BRIEN		90		18	18	126
4		Matthew LONG	78					78


*Scott Laing*  
 Chief Timekeeper - Scott Laing

*Tony Bolin*  
 Clerk of Course - Tony Bolin



**COMPUTIME RACE TIMING SYSTEMS PTY LTD**  
**www.computime.com.au**

E-mail: [scott@computime.com.au](mailto:scott@computime.com.au) / Ph: 0418 17 13 17





# Round 3 - Phillip Island GP Circuit - September 3 & 4

## FORMULA SPORT

### PROVISIONAL PROGRESSIVE SERIES POINTS

#### PRE-MODERN 600cc


Pos	No	Name	Rnd 1 B/ford	Rnd 2 Wint	Rnd 3 Race 1	Rnd 3 Race 2	Rnd 3 Race 3	Total
5	80	David BARTELS			20	17	17	54
6	12	Kruiz JENKINS				16	16	32
7		Christopher GILBEE	18					18

#### THUNDERBIKE

Pos	No	Name	Rnd 1 B/ford	Rnd 2 Wint	Rnd 3 Race 1	Rnd 3 Race 2	Rnd 3 Race 3	Total
1	686	Tracey DAVIES	100	86		18	20	224
2	48	Robert DAFF	18	80	18	17	17	150
3	268	John PRICE			25	25	25	75
4		William FISHER		68				68
5		Richard MARROCCINI	60					60
6	81	Gary TIDD			20	20	18	58
7	83	Nathan HILLMAN				16	16	32

*Scott Laing*  
 Chief Timekeeper - Scott Laing

*Tony Bolin*  
 Clerk of Course - Tony Bolin



**COMPUTIME RACE TIMING SYSTEMS PTY LTD**  
**www.computime.com.au**

E-mail: [scott@computime.com.au](mailto:scott@computime.com.au) / Ph: 0418 17 13 17

